
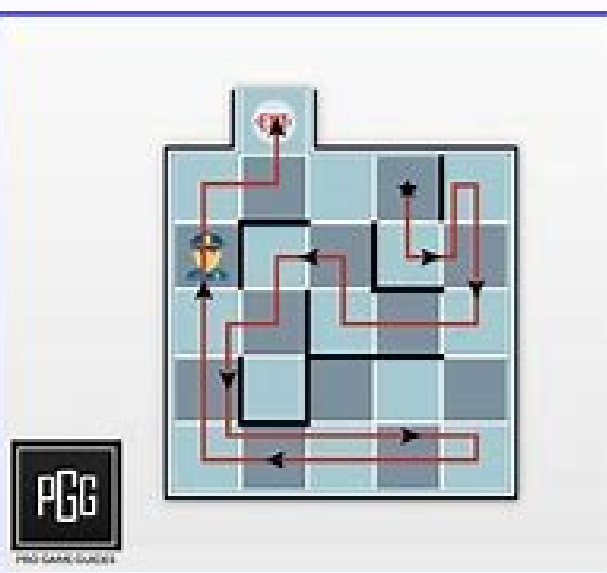
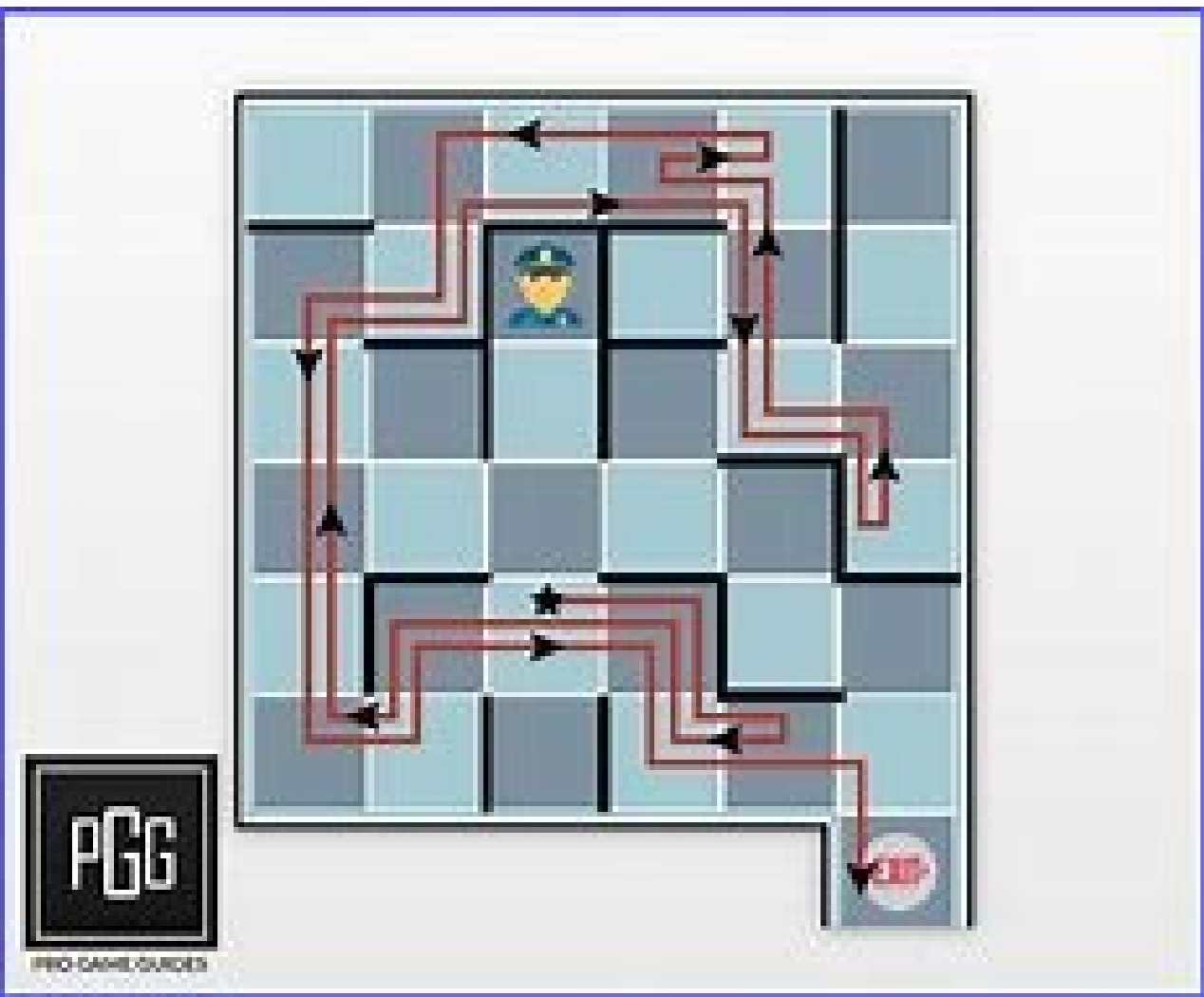
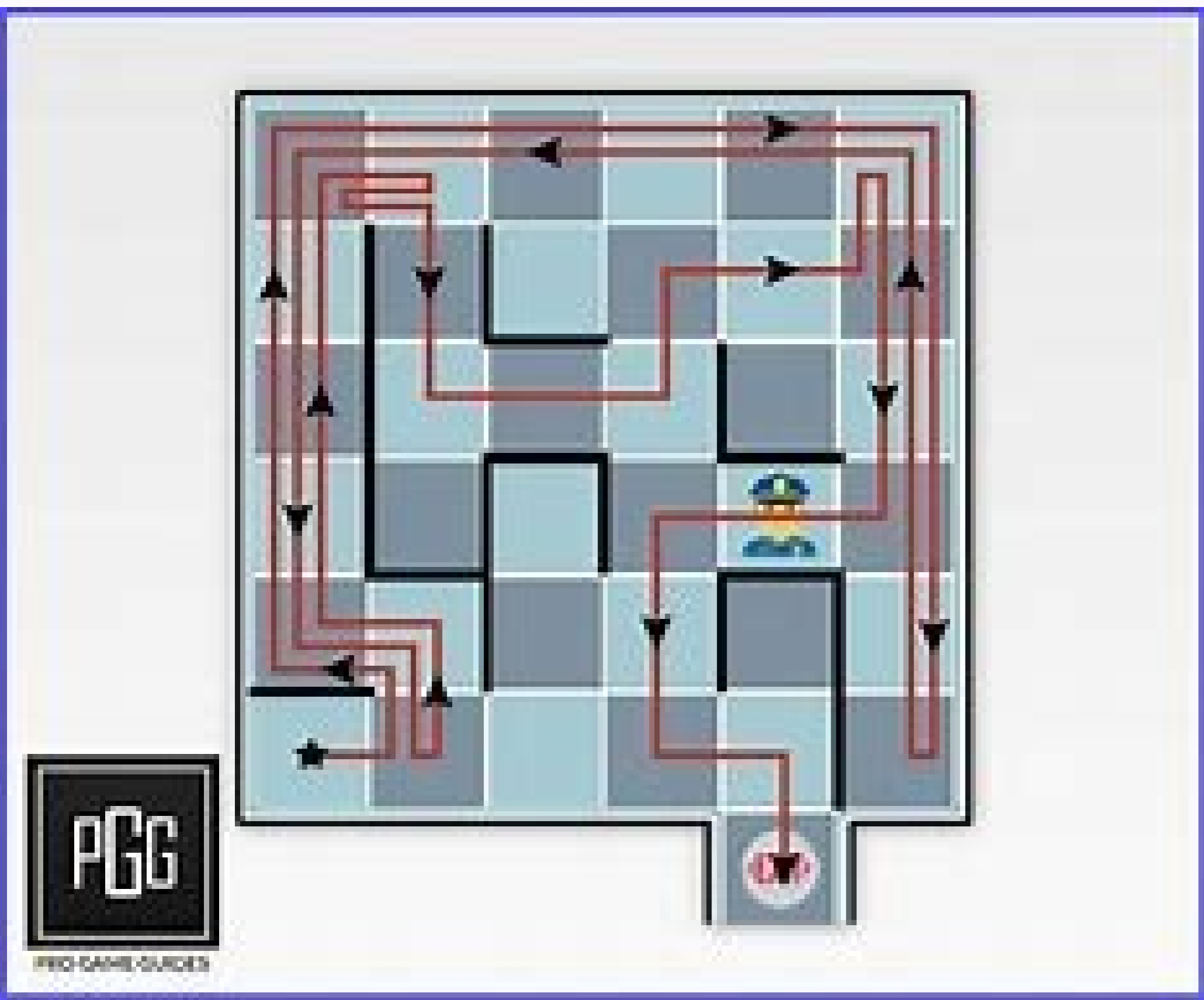


Bitlife prison escape guide 5x5

I'm not robot  reCAPTCHA

Next



Our Guide 173a of BitLife about c195;Ã3th escape from a priprpriprisi19;Ã3n contain maps and 7Ã- deos of each disposition of the priprpriprisi19;Ã3n that you face1956; s in the game! We have maps with cheat sheets for each of the disin 195; 177os: 8x8s, 7x4s, 7x5s, 6x6s, 6x5s, 5x5s, 4x4s, and 5x4s! If you are looking to complete various ribbons, including Houdini and Jailbird, then this post will help you b un compleso as facilided. Escape from the prisi195;Ã3n in BitLife is actually a bit tricky, specialmentesi est195;Ã's just starting. The key to getting out is in the game: 161; The guard moves twice for every move you make! S195;Ã3l will make motions towards you emptará+ © walk horizontally first. The m1952;161s import part to is that you always intend1951; walk horizontally first. Therefore, we will have to use that in our favor BlockAnd al policies bÉ 173a against the walls of the priprpriprisi195;Ã3n. Even nel 1955;173a estÃ 161;direct dibujo of you, and move to the right or left, 8 °;l always move8 © 161; horizontallyel first. This means that if there is a single wall A 169l below 169s, it will not be able195; 161; erreichatere. Si accetta di essere compleÃmentari al fine di por tu cuenta, entores ester aspect es el que m1951;161s take advantage of 161s. If you are fighting to, pity though, then keep reading because we have a cheat sheet for each of the disaded 195;os maps and and u video showing c195;Ã3;;mo complete them! Tape of p195; 161; jar of the cÃ 161; o rcel This is bastiant fD cil, s195;Ã3;Ã3le tieque in and out of the cÃ 161;Ã;jy na na na na s three or atro times. a°o 161; Once hayaz eats done, s195;Ã3lo si195; 169te in te cely ages till you die! That should be all you needestas er to win you the Tape of PA 161; jar of the CA 161!! Tape Houdini Want 161s go to the cafe 161; rcel a lot of times and escape in mediation. You can level up, no. demanded, y link to the 60s to 195; 177th. Once it snatches it, it empathizes to rob houses and lands 161n. Eso hara 161; that you methane en to that 161; ce, y entoces querr195; 161; s escape using la From below. Do it a couple of times a year in your old age, and that should take you to the end and give you the Houdini box! Learn how to complete this with our BitLife treadmill guide! BitLife How to escape from prison When you try to escape from prison, you will get one of the following drawings. These puzzles can sometimes be reflected in the fact that they

are rotated horizontally or vertically. It will be the same design, you will just have to follow the steps according to what you received. If you fail, you can always go on for a year and try again. Map legend Star: Your starting point. Arrow: Indicates the direction in which you have to travel at that point on the line. Maximum security drawings Maximum security #1 Å" 8AA8 Video Maximum security #2 Å" 8AA8 Video Maximum security #3 Å" 8AA8 Maximum security #5 Å" 8AA8 Maximum security #6 Å" 8AA8 Maximum security #7 Å" 8AA7 Normal Prison Arrangements Drawing of Prison #1 Å" 6AA6 The first drawing we're seeing requires a bit åloop back in your way, but it's not too hard. Prison Design #2 Å"5AA5 This is not very difficult, just make a quick lap, and then a longer one as you proceed on the map. Don't rush to the exit, you won't make it! Drawing of the Prison #3 Å"6AA6 This is another pretty detailed, you'll have to do a bit åback. Video Prison Design #4 Å"5AA4 Probably the easiest layout to escape. It is very simple, and requires only eight steps to complete it. Drawing of the Prison #5 Å"6AA6 This is quite long, and will portray you quite often. Make sure you take all the small steps back that appear on the map, otherwise you won't take the cop to the right place. Video Prison Design #6 is 5AA5 A quarter on this 5AA5, and you'll have to do a decent amount of back and forth to complete Video design195; 1770 of Prpriisii195; Å"n \ 35; 7å € ç å € "7ÅfÅ-4 Å. 161; This is FCIL! Peru Quanto Riguarda I Mezzi di Comunicazione, La Commissiona HA Adottato A Propost Di DiLetiva Concernent The Protezione dell'Ambiente, the Protezione dell'Abiente. Design155; 1770 of the Prpriisii195; å € ~ å € çeyn "75; Standard, have f 161; to make a couple of walks on the C1955; A volta that you have done it, Å. 161; You can go walking from the crouse! Video design195; 1770 of Prpriisii195; 6Å \ ~ å € å "6ÅfÅ-5 tenders that make a special species to the loop and yacle and then return again to keep the officer away from and departure. Design f or Prpriisii195; Å \ 935; 10 Å ç å € ç 75; å-5 another in which it is not doing little back, onto to in the right corner of Tenadpÿ s that; Å. 161; Be patient and deliberate, and should be able to reach the exit! VIDEO DEVELOPMENT OF THE PRIPRIPRIPRISI195; Å"n \ 35; 11 Å ç å € "4ÅfÅ-4 The MÅf s Small" Effective, do a little bit back to escape. This is Bastiant FÅf 161ciii! Disposition of Prisi195; Å"n # 12 4ÅfÅ-4 ÅfÅ-

195; Å"n # 12 4ÅfÅ-4 ÅfÅ-

195; Å"n # 12 4ÅfÅ-4 ÅfÅ-

195; Å"n # 12 4ÅfÅ-4 ÅfÅ-

195; Å"n # 12 4ÅfÅ-4 ÅfÅ-

195; Å"n # 12 4ÅfÅ-4 ÅfÅ-

195; Å"n # 12 4ÅfÅ-4 ÅfÅ-

195; Å"n # 12 4ÅfÅ-4 ÅfÅ-

195; Å"n # 12 4ÅfÅ-4 ÅfÅ-

195; Å"n # 12 4ÅfÅ-4 ÅfÅ-

195; Å"n # 12 4ÅfÅ-4 ÅfÅ-

195; Å"n # 12 4ÅfÅ-4 ÅfÅ-

195; Å"n # 12 4ÅfÅ-4 ÅfÅ-

195; Å"n # 12 4ÅfÅ-4 ÅfÅ-

195; Å"n # 12 4ÅfÅ-4 ÅfÅ-

195; Å"n # 12 4ÅfÅ-4 ÅfÅ-

195; Å"n # 12 4ÅfÅ-4 ÅfÅ-

195; Å"n # 12 4ÅfÅ-4 ÅfÅ-

195; Å"n # 12 4ÅfÅ-4 ÅfÅ-

195; Å"n # 12 4ÅfÅ-4 ÅfÅ-

195; Å"n # 12 4ÅfÅ-4 ÅfÅ-

195; Å"n # 12 4ÅfÅ-4 ÅfÅ-

195; Å"n # 12 4ÅfÅ-4 ÅfÅ-

195; Å"n # 12 4ÅfÅ-4 ÅfÅ-

195; Å"n # 12 4ÅfÅ-4 ÅfÅ-

195; Å"n # 12 4ÅfÅ-4 ÅfÅ-

195; Å"n # 12 4ÅfÅ-4 ÅfÅ-

195; Å"n # 12 4ÅfÅ-4 ÅfÅ-

195; Å"n # 12 4ÅfÅ-4 ÅfÅ-

195; Å"n # 12 4ÅfÅ-4 ÅfÅ-

195; Å"n # 12 4ÅfÅ-4 ÅfÅ-

195; Å"n # 12 4ÅfÅ-4 ÅfÅ-

195; Å"n # 12 4ÅfÅ-4 ÅfÅ-

195; Å"n # 12 4ÅfÅ-4 ÅfÅ-

195; Å"n # 12 4ÅfÅ-4 ÅfÅ-

195; Å"n # 12 4ÅfÅ-4 ÅfÅ-

195; Å"n # 12 4ÅfÅ-4 ÅfÅ-

195; Å"n # 12 4ÅfÅ-4 ÅfÅ-

195; Å"n # 12 4ÅfÅ-4 ÅfÅ-

195; Å"n # 12 4ÅfÅ-4 ÅfÅ-

195; Å"n # 12 4ÅfÅ-4 ÅfÅ-

195; Å"n # 12 4ÅfÅ-4 ÅfÅ-

195; Å"n # 12 4ÅfÅ-4 ÅfÅ-

195; Å"n # 12 4ÅfÅ-4 ÅfÅ-

195; Å"n # 12 4ÅfÅ-4 ÅfÅ-

195; Å"n # 12 4ÅfÅ-4 ÅfÅ-

195; Å"n # 12 4ÅfÅ-4 ÅfÅ-

195; Å"n # 12 4ÅfÅ-4 ÅfÅ-

195; Å"n # 12 4ÅfÅ-4 ÅfÅ-

195; Å"n # 12 4ÅfÅ-4 ÅfÅ-

195; Å"n # 12 4ÅfÅ-4 ÅfÅ-

195; Å"n # 12 4ÅfÅ-4 ÅfÅ-

195; Å"n # 12 4ÅfÅ-4 ÅfÅ-

195; Å"n # 12 4ÅfÅ-4 ÅfÅ-

195; Å"n # 12 4ÅfÅ-4 ÅfÅ-

195; Å"n # 12 4ÅfÅ-4 ÅfÅ-

195; Å"n # 12 4ÅfÅ-4 ÅfÅ-

195; Å"n # 12 4ÅfÅ-4 ÅfÅ-

195; Å"n # 12 4ÅfÅ-4 ÅfÅ-

195; Å"n # 12 4ÅfÅ-4 ÅfÅ-

195; Å"n # 12 4ÅfÅ-4 ÅfÅ-

195; Å"n # 12 4ÅfÅ-4 ÅfÅ-

195; Å"n # 12 4ÅfÅ-4 ÅfÅ-

195; Å"n # 12 4ÅfÅ-4 ÅfÅ-

195; Å"n # 12 4ÅfÅ-4 ÅfÅ-

195; Å"n # 12 4ÅfÅ-4 ÅfÅ-

195; Å"n # 12 4ÅfÅ-4 ÅfÅ-

195; Å"n # 12 4ÅfÅ-4 ÅfÅ-

195; Å"n # 12 4ÅfÅ-4 ÅfÅ-

195; Å"n # 12 4ÅfÅ-4 ÅfÅ-

195; Å"n # 12 4ÅfÅ-4 ÅfÅ-

195; Å"n # 12 4ÅfÅ-4 ÅfÅ-

195; Å"n # 12 4ÅfÅ-4 ÅfÅ-

195; Å"n # 12 4ÅfÅ-4 ÅfÅ-

195; Å"n # 12 4ÅfÅ-4 ÅfÅ-

195; Å"n # 12 4ÅfÅ-4 ÅfÅ-

195; Å"n # 12 4ÅfÅ-4 ÅfÅ-

195; Å"n # 12 4ÅfÅ-4 ÅfÅ-

195; Å"n # 12 4ÅfÅ-4 ÅfÅ-

195; Å"n # 12 4ÅfÅ-4 ÅfÅ-

195; Å"n # 12 4ÅfÅ-4 ÅfÅ-

195; Å"n # 12 4ÅfÅ-4 ÅfÅ-

195; Å"n # 12 4ÅfÅ-4 ÅfÅ-

195; Å"n # 12 4ÅfÅ-4 ÅfÅ-

195; Å"n # 12 4ÅfÅ-4 ÅfÅ-

195; Å"n # 12 4ÅfÅ-4 ÅfÅ-

195; Å"n # 12 4ÅfÅ-4 ÅfÅ-

195; Å"n # 12 4ÅfÅ-4 ÅfÅ-

195; Å"n # 12 4ÅfÅ-4 ÅfÅ-

195; Å"n # 12 4ÅfÅ-4 ÅfÅ-

195; Å"n # 12 4ÅfÅ-4 ÅfÅ-

195; Å"n # 12 4ÅfÅ-4 ÅfÅ-

195; Å"n # 12 4ÅfÅ-4 ÅfÅ-

195; Å"n # 12 4ÅfÅ-4 ÅfÅ-

195; Å"n # 12 4ÅfÅ-4 ÅfÅ-

195; Å"n # 12 4ÅfÅ-4 ÅfÅ-

195; Å"n # 12 4ÅfÅ-4 ÅfÅ-

195; Å"n # 12 4ÅfÅ-4 ÅfÅ-

195; Å"n # 12 4ÅfÅ-4 ÅfÅ-

195; Å"n # 12 4ÅfÅ-4 ÅfÅ-

195; Å"n # 12 4ÅfÅ-4 ÅfÅ-

195; Å"n # 12 4ÅfÅ-4 ÅfÅ-

195; Å"n # 12 4ÅfÅ-4 ÅfÅ-

195; Å"n # 12 4ÅfÅ-4 ÅfÅ-

195; Å"n # 12 4ÅfÅ-4 ÅfÅ-

195; Å"n # 12 4ÅfÅ-4 ÅfÅ-

195; Å"n # 12 4ÅfÅ-4 ÅfÅ-

195; Å"n # 12 4ÅfÅ-4 ÅfÅ-

195; Å"n # 12 4ÅfÅ-4 ÅfÅ-

195; Å"n # 12 4ÅfÅ-4 ÅfÅ-

195; Å"n # 12 4ÅfÅ-4 ÅfÅ-

195; Å"n # 12 4ÅfÅ-4 ÅfÅ-

195; Å"n # 12 4ÅfÅ-4 ÅfÅ-

195; Å"n # 12 4ÅfÅ-4 ÅfÅ-

195; Å"n # 12 4ÅfÅ-4 ÅfÅ-

195; Å"n # 12 4ÅfÅ-4 ÅfÅ-

195; Å"n # 12 4ÅfÅ-4 ÅfÅ-

195; Å"n # 12 4ÅfÅ-4 ÅfÅ-

195; Å"n # 12 4ÅfÅ-4 ÅfÅ-

195; Å"n # 12 4ÅfÅ-4 ÅfÅ-